


# SNOW DAY / EMERGENCY REMOTE DAYS- Specials Packet

\*\*\*This packet is to be used ONLY if we have a snow day or emergency (unplanned) remote learning days. (You do not need to work on this unless the entire school, (Ben-Gil Elementary) goes to remote learning.)

Please keep this in a safe place! \*\*\*



## Directions:

1. Finish **one page a day** for each day we are remote learning.
2. You may keep the packet at your house until you have completed each page in the packet. (They should be turned in after 9 days of remote learning).
3. Remember to write your **first and last name, teacher's name, and grade** on each page!

Name: \_\_\_\_\_

Grade: \_\_\_\_\_

Teacher: \_\_\_\_\_

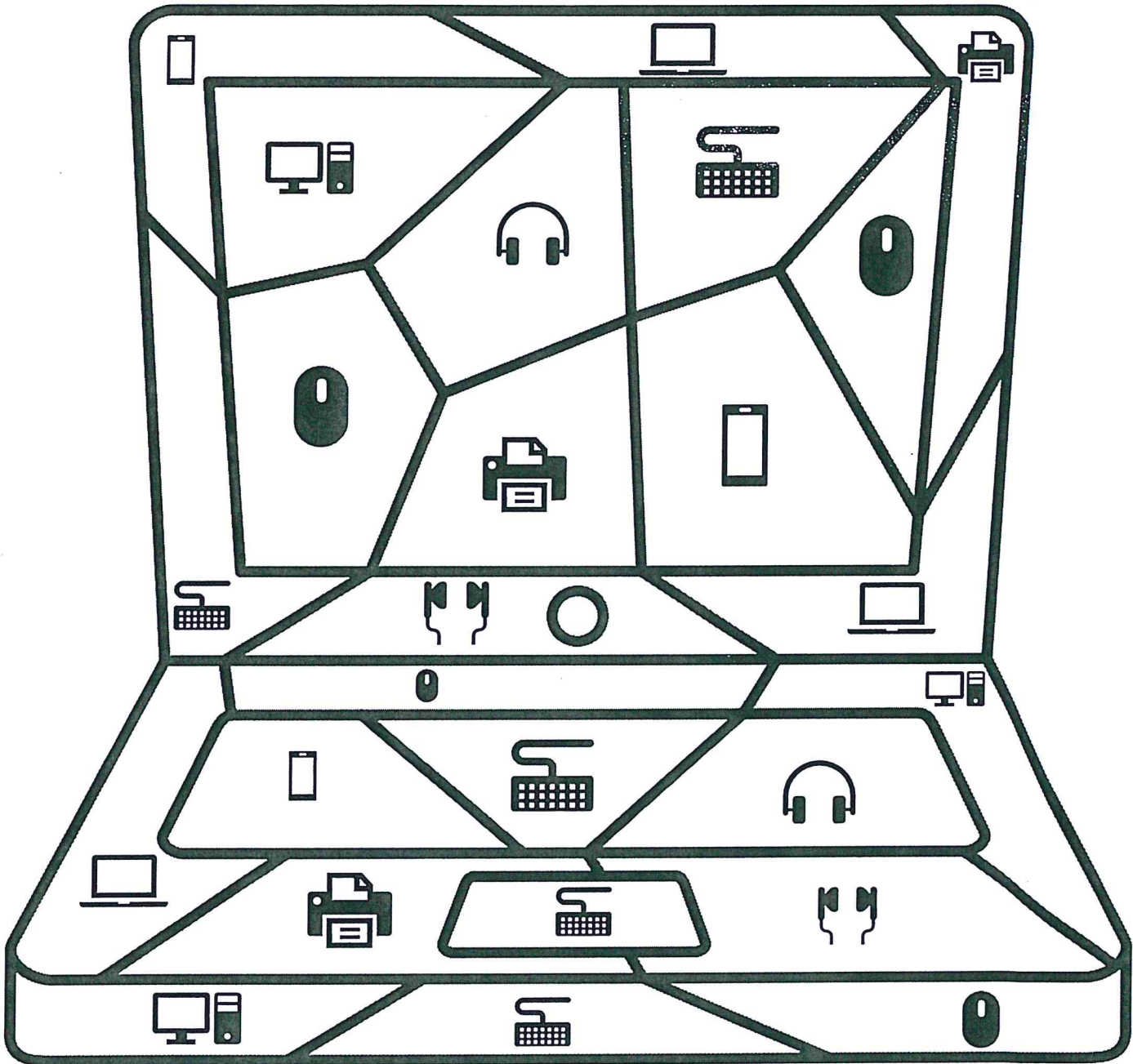
Name: \_\_\_\_\_









Date: \_\_\_\_\_

# Technology Color By Part

Teacher: \_\_\_\_\_

Grade: \_\_\_\_\_



RED		GREEN		PURPLE	
ORANGE		LIGHT BLUE		PINK	
YELLOW		DARK BLUE			






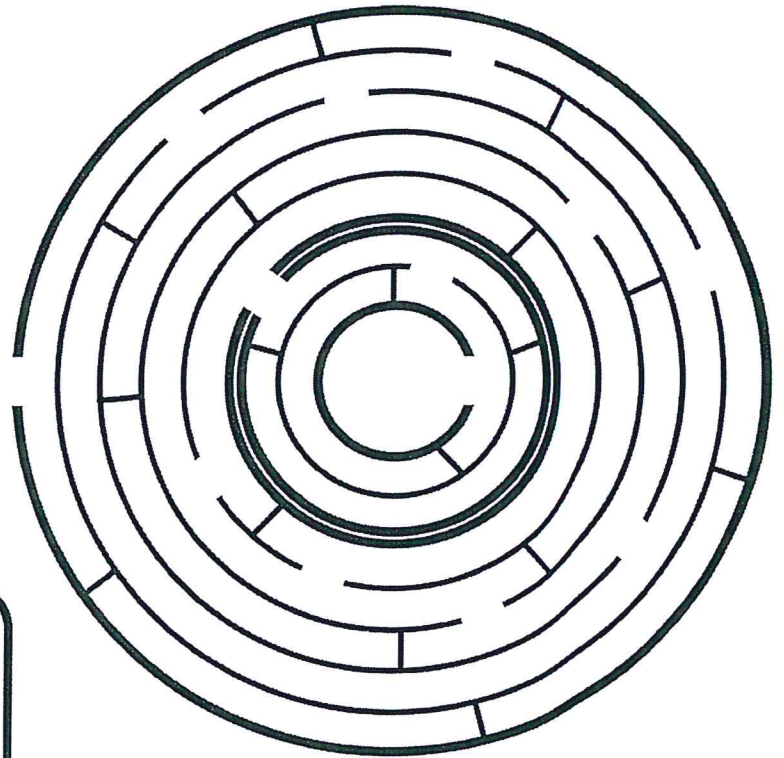

Name: \_\_\_\_\_


Date: \_\_\_\_\_

Teacher: \_\_\_\_\_

# TECH Mazes

Grade: \_\_\_\_\_







Name: \_\_\_\_\_

# Going ONLINE

Going online at home and in the classroom can be a lot of fun, but it's important to stay safe. Write or draw one thing you will do to stay safe online.









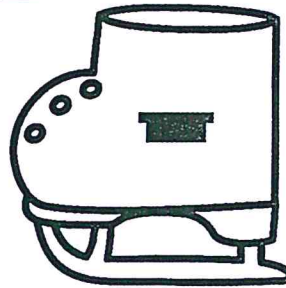

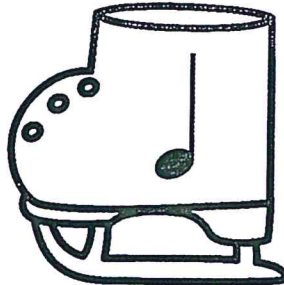





# NOTE OR REST?

Name \_\_\_\_\_

Note or Rest? Notes make sound and have an oval. Rests do not make sound and have no oval. Color the notes blue and the rests red.





# LOUD OR SOFT?

Think about the sounds these things make. Are they loud or soft? Circle your answers.


1.



*lion roaring*

loud                  soft

5.



*cat tiptoeing*

loud                  soft


2.



*caterpillar crawling*

loud                  soft

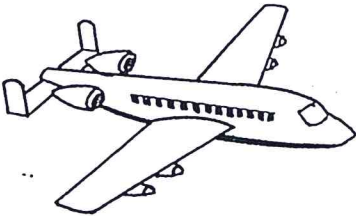
6.



*radio blasting*

loud                  soft

3.



*jet engine roaring*

loud                  soft

7.



*bird chirping*

loud                  soft

4.



*girl whispering*

loud                  soft




8.




*rock band blaring*

loud                  soft

Name: \_\_\_\_\_

	Red
	Black
	Blue





## PE Activities for Emergency Days

**\*Please return this sheet with a parent's initials after each activity for credit**

Name: \_\_\_\_\_ Teacher: \_\_\_\_\_ Grade: \_\_\_\_\_

### Activity #1: Colorful Turkey

Each number represents what kind and how many times (repetitions) you will do an exercise. Once you complete the feather or body part on the turkey, color in the number and move on to the next one. You can move around the sheet as you go or do all the same numbered exercises together.

1= 1 lap around your house, up and down a flight of stairs in your house, **OR** 1-minute running in place

2= 20 second wall sit

3=3 sit-ups

4=4 push-ups

5=5 squat jumps

6=6 Jumping Jacks

**Parent initials for completion:** \_\_\_\_\_

### Activity #2: Toss and Catch challenges

This activity can be done with a scarf, plastic grocery bag, pair of socks, or ball. Complete each of the 6 throwing and catching activities. For an extra challenge, time yourself and see how long it takes to complete all catches.

**Parent initials for completion:** \_\_\_\_\_

### Activity #3: Shuffleboard

Directions on gameboard.

**Parent initials for completion:** \_\_\_\_\_




# |

Name \_\_\_\_\_

*It's Thanksgiving*

# Colorful Turkey

Color by numbers.



#2

**P**

**SCARF TOSS/CATCH**

**1**

I HAND TOSS  
I HAND CATCH

25  
Times

**2**

RAINBOW TOSS  
ACROSS BODY

25  
Times

**3**

I HAND TOSS  
TOUCH OPPOSITE  
SHOULDER  
CATCH

20  
Times

**4**

I HAND TOSS  
TOUCH OPPOSITE  
FOOT  
CATCH

20  
Times

**5**

TOSS  
TOUCH GROUND  
CATCH

15  
Times

**6**

TOSS  
TURN AROUND  
CATCH

12  
Times

**S K I L L S**

**T O S S A N D C A T C H**

**SUPER CHALLENGES**

**DAB**


© Mrs. Duvvuri Gail M. Pre-K 2019



# SHUFFLEBOARD ADDITION #3

## Diagram Sheet

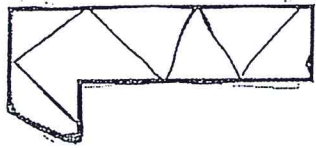


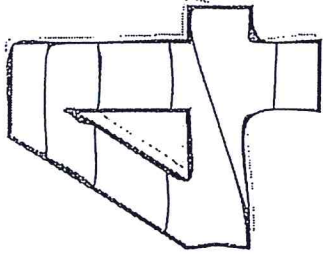
Place a penny at your "start here" spot on the game board. You can use a paper clip, clothespin, your finger, or any household item you can find that will allow you to flick or slide the penny into the opposite scoring area. Each player gets two attempts on their turn. If your penny lands in the "Dead Zone" no points are awarded. If the penny lands on any shape in the scoring area, count that number. If it lands on more than one, you may use the higher number. Each round you will add your two attempts together. A scoring sheet has been provided for two players, 4 rounds





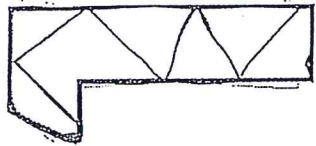


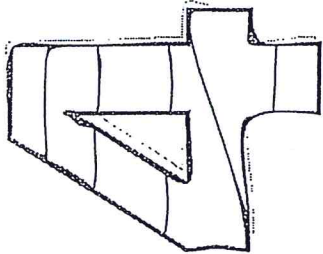
# SHUFFLEBOARD ADDITION

Record Sheet

	Round	Round	Round	Round
				
<b>Disk 1:</b>				
<b>Disk 2:</b>	+	+	+	+
<b>Total:</b>				

# SHUFFLEBOARD ADDITION

Record Sheet

	Round	Round	Round	Round
				
<b>Disk 1:</b>				
<b>Disk 2:</b>	+	+	+	+
<b>Total:</b>				