


SNOW DAY / EMERGENCY REMOTE DAYS- Specials Packet

***This packet is to be used ONLY if we have a snow day or emergency (unplanned) remote learning days. (You do not need to work on this unless the entire school, (Ben-Gil Elementary) goes to remote learning.)

Please keep this in a safe place! ***



Directions:

1. Finish **one page a day** for each day we are remote learning.
2. You may keep the packet at your house until you have completed each page in the packet. (They should be turned in after 9 days of remote learning).
3. Remember to write your **first and last name, teacher's name, and grade** on each page!


Name: _____

Grade: _____

Teacher: _____

4th and 5th Grade - Emergency Remote Learning Days- Computer Lessons (3 Days)

On your computer class days: log in to TEAMS and find your Technology Teams Page. Check your Online Assignments channel for your online assignment each day.



Microsoft Teams

****If you do NOT have internet access:***

If you do not have internet, or if you are unable to find your online assignments through TEAMS, you can complete each of the following pages for your computer days.

Name: _____

Grade: _____

Teacher: _____

Teacher : _____

Grade : _____

Name: _____

DIGITAL CITIZENSHIP

Digital citizens have the responsibility of using technology appropriately. Staying safe online is one of the most important parts of being a digital citizen. You should only visit appropriate websites that promote learning and are for educational purposes when you are at school. Also, be sure to never post personal information anywhere when you are online. Always follow Copyright Laws and cite the sources you use for your research projects. Digital citizens also need to have a strong voice to stand up and say "No!" to cyberbullying. If you notice that someone is being unkind or harmful while you are online, be sure to tell an adult!

Being able to use technology to learn at school is a privilege and comes with important responsibilities.

Are you going to be a responsible digital citizen this year?




1. How many syllables are in the word **digital**?

2. True or False: It is okay if you share your phone number on the internet.

3. If you are researching all about panda bears, what do you need to remember to do about the sources you use to gather your facts?

4. Jason was in a chat room typing nasty things about Kara. This is an example of _____.

5. If you promise to be a responsible digital citizen this year, then sign your name on the computer screen:



Teacher: _____

Grade: _____

Name: _____

DIGITAL FOOTPRINT

Did you know that every time you go online you are leaving a trail? What you do online can be permanent, even if you think it has been deleted. This is called your digital footprint.

Always THINK before you post online both at home and at school. What you think can only be seen by you and a friend most likely can be seen by others. Just like you have a reputation at school, you also have a digital reputation. All of your online actions will follow you for life. This includes websites you visit, the things you say online, text, pictures and videos that you post. Remember, always be a responsible citizen when you are using technology!

1. True or False: Rachel wrote a mean post about one of her friends. She deleted the post before anyone could read it. There is no way Rachel could get in trouble since she deleted the post.

2. What do you leave behind every time you go online?

3. All of your online actions will follow you for -----

4. Nathan always thinks before he makes a post online. Is Nathan a responsible digital citizen?

Yes or No

5. Sign your name on the line if you promise to leave a GOOD digital footprint this year:



Internet Safety

Name: _____

Teacher: _____

Grade: _____

PERSONAL INFORMATION

As you get older you will be using more and more online programs. Many of these programs might require you to register and login using a username and password. It is very important that you never share your passwords with anyone, even your best friend. The only exception to sharing your password would be for your parents and teachers to know your login information. Those responsible adults have the right to know what you are doing at all times when you are on the internet.

Always protect your personal information when you are online or even texting. Avoid using *both* your first name and last while interacting on the web. Using a nickname, initials or even just your first name is a great way to stay safe. You don't want to reveal too much information about yourself because there are online predators that could easily find you if you mention your address, phone number or what school you attend.

Most importantly, if you ever end up meeting someone "virtually", never agree to meet them face-to-face. You don't know who is really behind the computer screen. They could be pretending to be someone they are not.

Stay safe, learn lots and always be a responsible digital citizen!

1. The only people who should know your passwords are your

_____ and _____.

2. Fact or Fiction: There are online predators that pretend to be someone they are not.

3. What are some examples of your personal information?

4. Jessie made a website for science class that displayed her first name, last name, grade and name of school. Is Jessie being a responsible digital citizen? Yes or No

5. _____ adults have the right to know what you are doing at all times when you are on the internet.



Name _____

DECIPHER THE DECIBELS

DIRECTIONS: Fill in the blanks with the decibel levels from the clues below. A decibel (dB) is a unit of measurement that rates how intense and powerful a sound is.



fire alarm



speaking voices



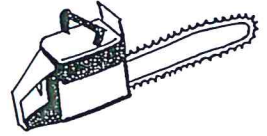
alarm clock



MP3 player



crying baby




chain saw




rock band



washing machine



jet engine



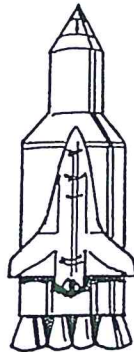
fireworks



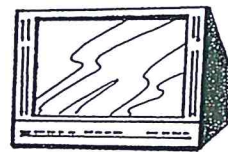
telephone



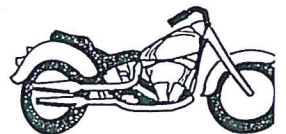
whisper



rocket



television



motorcycle

CLUES:

- 105 dB Diaper issues.
- 65 dB Call waiting.
- 70 dB Little screen.
- 150 dB Power flight.
- 110 dB Open road.


- 180 dB 10-9-8-7-6-5-4-3-2-1. Blast off!
- 75 dB Clean clothes.
- 30 dB Sshh! It's a secret.
- 100 dB Music up close and personal.
- 130 dB Nearest exit.

- 60 dB How ya doin'?
- 162 dB Ooooh! Aahhh!
- 120 dB Rock on!
- 80 dB Hit the snooze.
- 125 dB Power cut.

SHOW WHAT YOU KNOW: Hearing health: Sounds louder than 85 dB can damage the human ear if heard for 8 hours; 90 dB for 4 hours; 95 dB for 2 hours, and so on. List all the sounds that could be damaging with exposure for long periods of time: _____, _____, _____, _____, _____, _____, _____, _____.

Name _____

THE BEATLES



The most successful rock band in history, the Beatles were formed in Liverpool, England, in 1959. Original band members included John Lennon, Paul McCartney, George Harrison, and Pete Best. Ringo Starr soon replaced Best as the Beatles' drummer.

From the beginning, John Lennon and Paul McCartney wrote nearly all the group's songs. Starting in 1962, the Beatles had big hits with "Love Me Do" and "Please Please Me," and they won worldwide fame the next year with "She Loves You." Soon band members could not appear in public without police protection. Their fans got so excited that a new word was invented to describe their behavior: Beatlemania.

In February 1964, the Beatles appeared for the first time on a U.S. television show. They sang their latest hit "I Want to Hold Your Hand," but screaming fans made it hard for people watching the show to hear the music. More Lennon-McCartney hits followed: "Can't Buy Me Love," "A Hard Day's Night," "Paperback Writer," "Yesterday," "Eleanor Rigby," "Yellow Submarine," "With a Little Help From My Friends," "All You Need Is Love," "Hey Jude," "Let It Be," and many more.

The Beatles broke up in 1970. Their millions of fans begged them to get back together, but a reunion never took place. Beatles' songs live on, however. People all over the world still enjoy the great beat, witty lyrics, and unforgettable tunes.

Directions: Fill in the missing word to complete each sentence below. Then complete the definition in bold type by placing the circled letters on the blanks at the bottom. Be sure to bring the circled letters down in order, placing the circled letter from the first sentence on the first blank, etc.

1. Ringo Starr replaced Pete Best as the Beatles' _____ ○ _____.
2. The Beatles were from Liverpool, _____ ○ _____.
3. Most Beatles' songs were written by John _____ ○ _____ and Paul McCartney.
4. A Beatles _____ ○ _____ never took place.
5. One of the many hit songs by the Beatles was "Yellow _____ ○ _____."

A _____ is a type of madness or an extreme enthusiasm for something.

IDENTIFY THE PITCHES!

Name: _____

DIRECTIONS: Identify the pitch on the staff. Write the letter in the mug.

A musical staff with a treble clef. A whole note is placed on the second line from the bottom. To the right of the staff is a mug with a dollop of whipped cream on top.

A musical staff with a treble clef. A whole note is placed on the second space from the bottom. To the right of the staff is a mug with a dollop of whipped cream on top.

A musical staff with a treble clef. A whole note is placed on the second space from the bottom. To the right of the staff is a mug with a dollop of whipped cream on top.

A musical staff with a treble clef. A whole note is placed on the second space from the bottom. To the right of the staff is a mug with a dollop of whipped cream on top.

A musical staff with a treble clef. A whole note is placed on the second space from the bottom. To the right of the staff is a mug with a dollop of whipped cream on top.

A musical staff with a treble clef. A whole note is placed on the second space from the bottom. To the right of the staff is a mug with a dollop of whipped cream on top.

A musical staff with a treble clef. A whole note is placed on the second space from the bottom. To the right of the staff is a mug with a dollop of whipped cream on top.

A musical staff with a treble clef. A whole note is placed on the second space from the bottom. To the right of the staff is a mug with a dollop of whipped cream on top.

A musical staff with a treble clef. A whole note is placed on the second space from the bottom. To the right of the staff is a mug with a dollop of whipped cream on top.

A musical staff with a treble clef. A whole note is placed on the second space from the bottom. To the right of the staff is a mug with a dollop of whipped cream on top.

A musical staff with a treble clef. A whole note is placed on the second space from the bottom. To the right of the staff is a mug with a dollop of whipped cream on top.

A musical staff with a treble clef. A whole note is placed on the second space from the bottom. To the right of the staff is a mug with a dollop of whipped cream on top.

PE Activities for Emergency Days

***Please return this sheet with a parent's initials after each activity for credit**

Name: _____ Teacher: _____ Grade: _____

Activity #1: Colorful Turkey

Each number represents what kind and how many times (repetitions) you will do an exercise. Once you complete the feather or body part on the turkey, color in the number and move on to the next one. You can move around the sheet as you go or do all the same numbered exercises together.

1= 1 lap around your house, up and down a flight of stairs in your house, **OR** 1-minute running in place

2= 20 second wall sit

3=3 sit-ups

4=4 push-ups

5=5 squat jumps

6=6 Jumping Jacks

Parent initials for completion: _____

Activity #2: Toss and Catch challenges

This activity can be done with a scarf, plastic grocery bag, pair of socks, or ball. Complete each of the 6 throwing and catching activities. For an extra challenge, time yourself and see how long it takes to complete all catches.

Parent initials for completion: _____

Activity #3: Shuffleboard

Directions on gameboard.

Parent initials for completion: _____


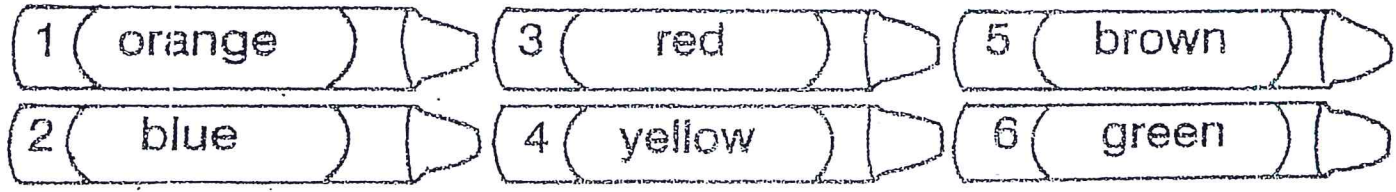
|

Name _____

It's Thanksgiving

Colorful Turkey

Color by numbers.









#2

PE SKILLS

SCARF TOSS/CATCH

TOSSES AND CATCH

 1 I HAND TOSS I HAND CATCH 25 Times	 2 RAINBOW TOSS ACROSS BODY 25 Times
 3 I HAND TOSS TOUCH OPPOSITE SHOULDER CATCH 20 Times	 4 I HAND TOSS TOUCH OPPOSITE FOOT CATCH 20 Times
 5 TOSS TOUCH GROUND CATCH 15 Times	 6 TOSS TURN AROUND CATCH 12 Times

SUPER CHALLENGES


DAB

© 2014 Dabbers (UK) Ltd. All Rights Reserved

SHUFFLEBOARD ADDITION #3

Diagram Sheet

Place a penny at your "start here" spot on the game board. You can use a paper clip, clothespin, your finger, or any household item you can find that will allow you to flick or slide the penny into the opposite scoring area. Each player gets two attempts on their turn. If your penny lands in the "Dead Zone" no points are awarded. If the penny lands on any shape in the scoring area, count that number. If it lands on more than one, you may use the higher number. Each round you will add your two attempts together. A scoring sheet has been provided for two players, 4 rounds



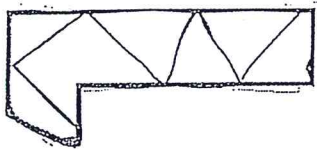


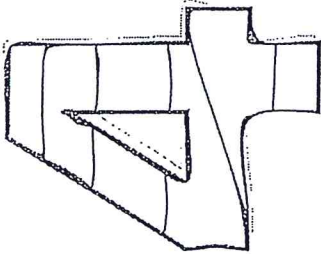
SHUFFLEBOARD ADDITION

Record Sheet

	Round 1	Round 2	Round 3	Round 4
Disk 1:				
Disk 2:	+	+	+	+
Total:				

SHUFFLEBOARD ADDITION

Record Sheet

	Round	Round	Round	Round
				
Disk 1:				
Disk 2:	+	+	+	+
Total:				